



HOW TO GUIDE BUSINESS NETWORKING



ITALY-UZBEKISTAN
BUSINESS FORUM

BUSINESS NETWORKING

AVAILABLE FEATURES

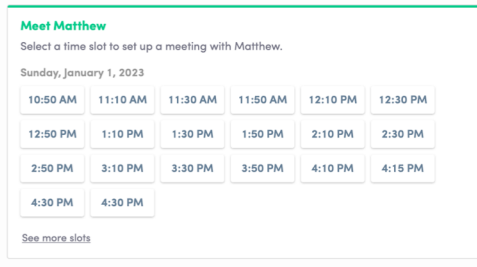
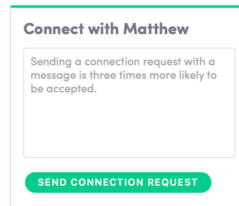
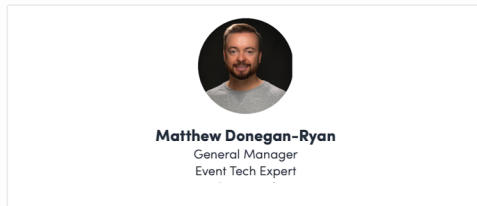
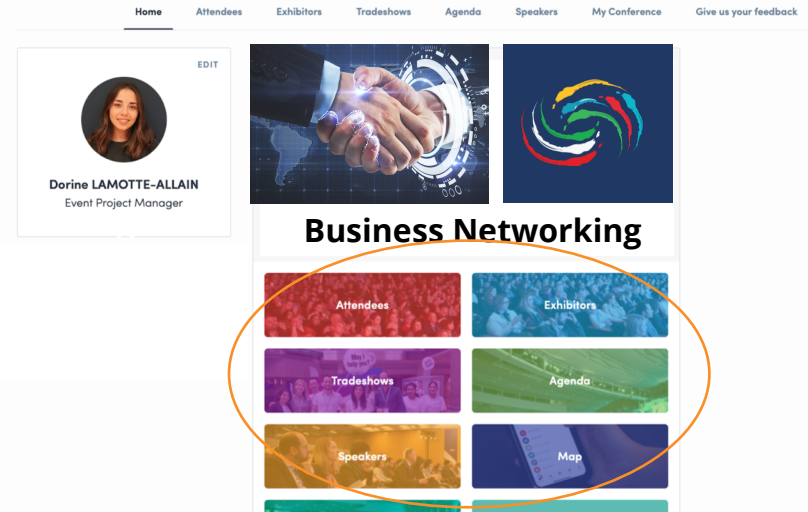
How to network?



On the homepage of the event, you can access the **Business Networking** section.

This is a great tool for identifying people you want to meet.

Don't hesitate to contact them through the application to network and schedule **'face-to-face'** meetings (starting from 9th of December)



If you see time slots on people's profiles, it means that the organizer has allowed scheduled meetings on the event. Don't waste time, request meetings before all their slots are booked!

You can manage your own availabilities from the **"My Event"** section of the application.

How to send a connection request?



Matthew Donegan-Ryan
General Manager
Event Tech Expert

Connect with Matthew

Sending a connection request with a message is three times more likely to be accepted.

[SEND CONNECTION REQUEST](#)

Meet Matthew

Select a time slot to set up a meeting with Matthew.

Sunday, January 1, 2023

10:50 AM	11:10 AM	11:30 AM	11:50 AM	12:10 PM	12:30 PM
12:50 PM	1:10 PM	1:30 PM	1:50 PM	2:10 PM	2:30 PM
2:50 PM	3:10 PM	3:30 PM	3:50 PM	4:10 PM	4:15 PM
4:30 PM	4:30 PM				

[See more slots](#)

Skills

[Supplier Non Member](#) [Events](#) [Meetings](#) [Virtual](#)

Bi:

To send a connection request to a person, go to their profile (via the list of participants, speakers, or a company profile) and click on “Send connection request”.

Tip: We encourage you to write a message before sending your connection request to introduce yourself and explain the reason for the connection. People enjoy a personal greeting!

You’ll find all the people you have been in contact with during an event in the **“My Visit”** button, **“My Contacts”** tab.

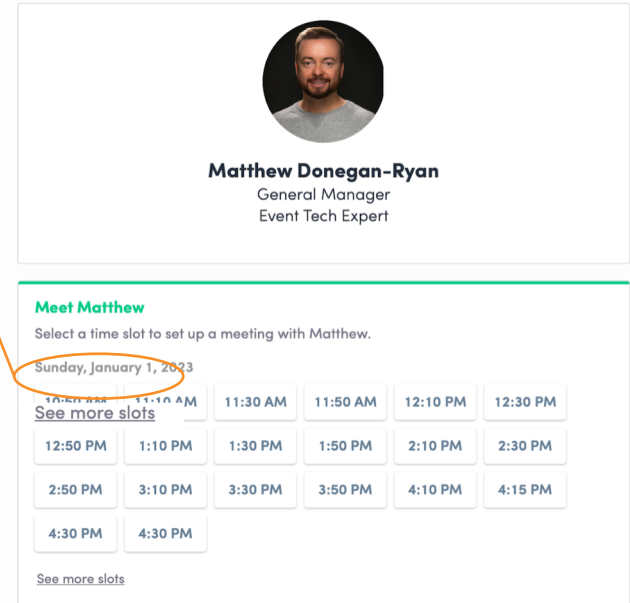
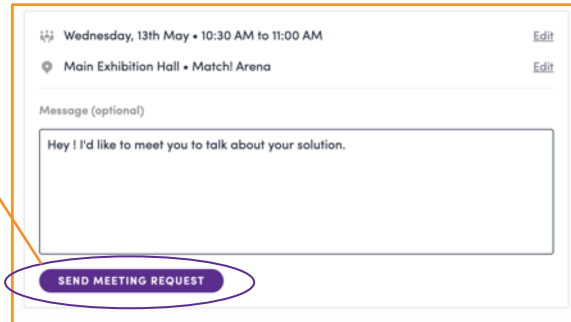
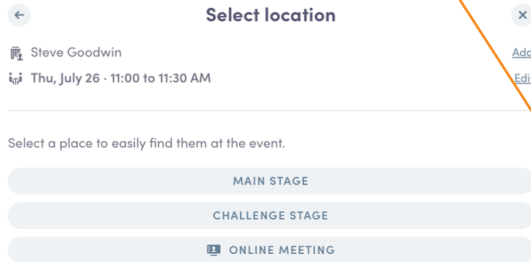
How to request a meeting ?



Step 1: Click on a person's profile from the list of participants, speakers, or a partner's profile.

Step 2: Click on one of the proposed meeting slots. If you want to see other slots, click see more slots.

Step 3: After selecting a slot and the virtual location, write a message to the person you want to meet. Once done, click "Send meeting request".



Note: If you plan to do a virtual meeting, select Online Meeting when choosing the location.

How to start your virtual meeting?



To set up your virtual meeting, you must select the **virtual location** when requesting a meeting. (See "How to request a meeting?")

A few minutes before the meeting, go to the profile of the participant you're going to meet, and click on the colored "**Meeting call**" button that will launch the video call (only available if the meeting is confirmed).

Connected

Andrea Di Benedetto
PM
Event Industry
Swapcard

Meeting CONFIRMED

Monday, 6th April · 10:00 AM to 10:30 AM

Virtual meeting

MEETING CALL Cancel meeting

Italy-Uzbekistan Business Forum

John

Display Live Discussions

Steve Goodwin 2 hours
Hello John! Nice to meet you, are you available to talk...

Mable Love, ... 3 hours
Hi, I'm also going to the event, could we meet there?

Amy Lambert Yesterday
Ok, interesting. Looking forward to meet you to...

Ophelia Doyle May 18
The Emerald Buddha is a figurine of a sitting Buddha...

Travis Meyer, ... May 15
Ok, see you there then. Have a lovely day!

Nice to meet you John! I'm Steve, Direct Sales Manager at Konex. I would like to discuss with you about your new project Low-Tech. Are you available during the event?

2:15 PM

Wed, Oct 24, 2020

Nice to meet you John! I'm Steve, Direct Sales Manager at Konex. I would like to discuss with you about your new project Low-Tech. Are you available during the event?

case-study.pdf

You launched a call Started 2 mins ago JOINED

Type a message...

Steve Goodwin
Direct Sales Manager
Business Developer
Konex

BOOK MEETING

Scoring
Adding a rate helps your follow-up by knowing the potential of each connection made.

★★★★★

Tags
Add tag to organize your contacts

CEO × 2018 ×

Note
Add note to remind you about your contacts and how you meet them

SEE FULL PROFILE
DELETE CONVERSATION



ITALY-UZBEKISTAN
BUSINESS FORUM

ENJOY EIBF20

HAVE A NICE BUSINESS